

4.6 Stem & Leaf

24, 29, 35, 37, 29, 42, 20, 41, 29,
32, 38, 21

Stem	Leaves
2	0 1 4 9 9 9
3	2 5 7 8
4	1 2

29 32
30 31
30½

29
+ 32
61

Mode 29

61 30½
2 Median

2.0, 2.1, 2.4, 2.9, 2.9, 2.9, 3.2
3.5, 3.7, 3.8, 4.1, 4.2

Stem	Leaves
2	0 1 4 9 9 9
3	2 5 7 8
4	1 2

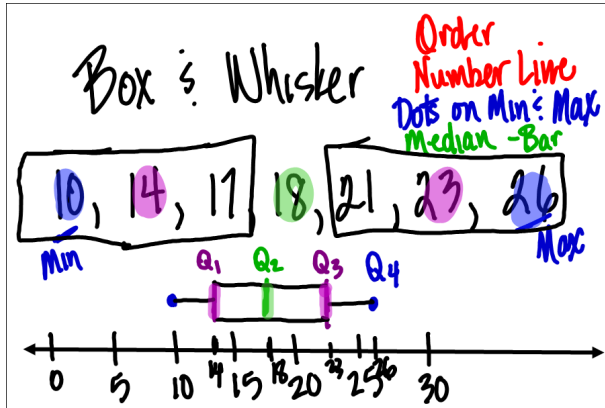
Class 1			Class 2		
	1		7	3	9
9	6	5	8	4	4 7
	8	8	9	0	0 6 7 9
		0 0	10		

$$\begin{array}{r} 89 \\ 98 \\ \hline 187 \end{array} \quad 935$$

$$\begin{array}{r} 87 \\ 90 \\ \hline 177 \end{array} \quad 88.5$$

Mode
98

84 90



14 First Quartile
Lower Quartile

Median lower half
bar
Median upper half

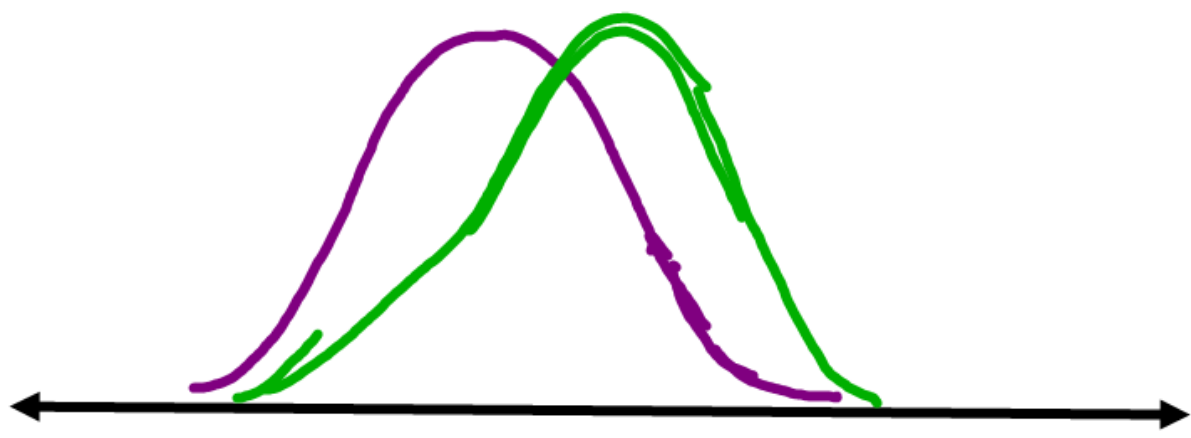
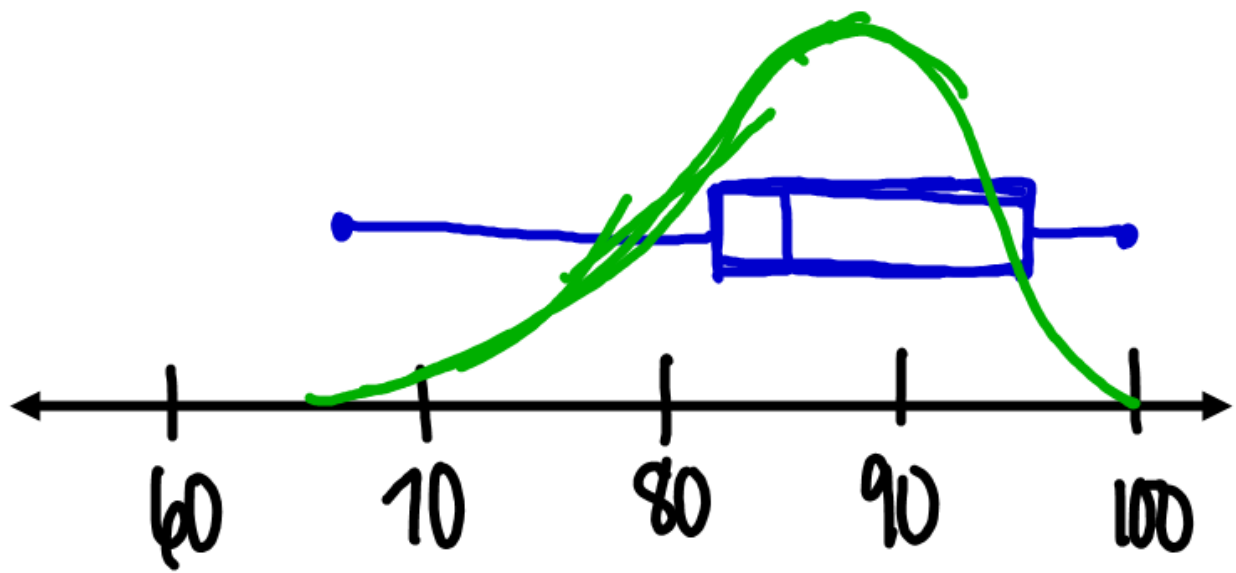
18 Median
Second Quartile

23 Third Quartile
Upper Quartile

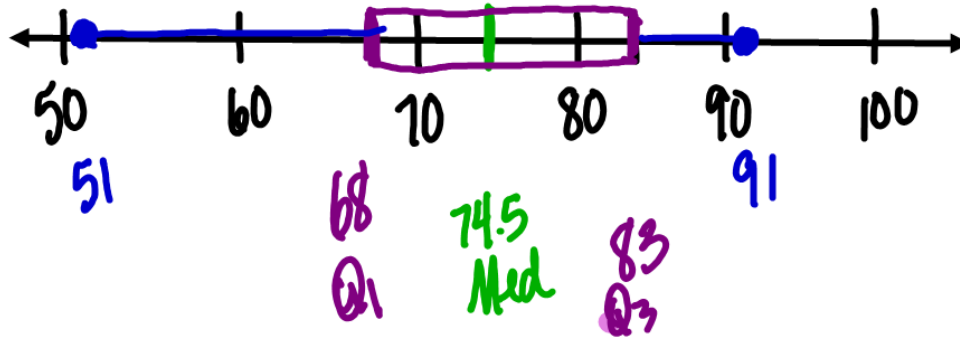
26 Maximum
10 Minimum

Inter-quartile Range
 $23 - 14 = 9$

Range
 $26 - 10 = 16$



51, 68, 74, 75, 83, 91
 74.5



Min 5, 7, 8, 8, 10, 19 Max
 Med



p 205

8, 10

Stem : Leaf

Box : Whisker